

S600 Series Screw Together Couplers



Introduction

The S600 series coupling is thread to connect and of rugged construction. It can deal with severe hydraulic applications such as ram loads, hydraulic shocks and severe pulsating pressures.

Construction

- ◆ Carbon steel with trivalent plating
- ◆ Standard seals are Nitrile
- ◆ Poppet valves

Features

- ◆ Poppet valves prevent leakage when uncoupled
- ◆ New valve design helps resist damage from high flow and impulse pressures
- ◆ A proven design guarantees reliability
- ◆ Socket and plug machined from solid bar stock
- ◆ Can be connected under residual pressure

Specification

- ◆ Operating temperature with standard NBR seals -20°C (-20°F) to 120°C (248°F)

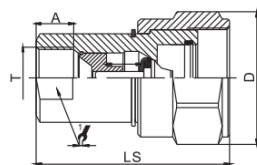
Applications


- ◆ Agriculture
- ◆ Mobile equipment
- ◆ Construction equipment

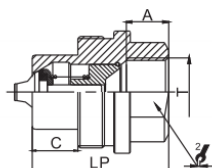
Accessories


- ◆ Dust caps and plugs available in aluminium

Size	1/4	3/8	1/2	3/4	1"
MWP (PSI)	10,000	10,000	10,000	8500	6000
Flow (LPM)	11.5	22.5	45.5	105.85	189



Part #	LS	D		A	T
S600F-04G	58.9	32	19	13	G1/4
S600F-06G	66.5	36	22	16	G3/8
S600F-08G	76.5	41	27	18	G1/2
S600F-12G	89.5	50	35	20.5	G3/4
S600F-16G	105.5	65	41	20.5	G1



Part #	LP	C		A	T
S600M-04G	36	12.5	19	13	G1/4
S600M-06G	40.5	16	22	16	G3/8
S600M-08G	49	17	27	18	G1/2
S600M-12G	56	19	35	20.5	G3/4
S600M-16G	66	22	41	20.5	G1