

ST Series Straight Through Brass



Introduction

The ST series non-valved couplings provide maximum flow and low pressure drop. The smooth open bore allows for easy cleaning in applications where the same line is used for more than one media.

Features

- ◆ Machined from solid bar stock providing a quality durable coupling
- ◆ Plated steel nipples are available. The ball locking grooves are case hardened for resistance to brinelling
- ◆ The ST is an "Interchange" coupling because the dimensions and functionality can interchange with other manufacturers.

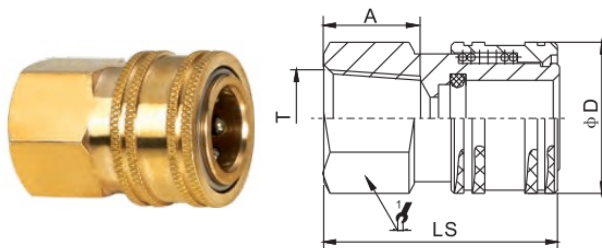
Specification

- ◆ Operating temperature with standard NBR seals -20°C (-20°F) to 120°C (248°F)

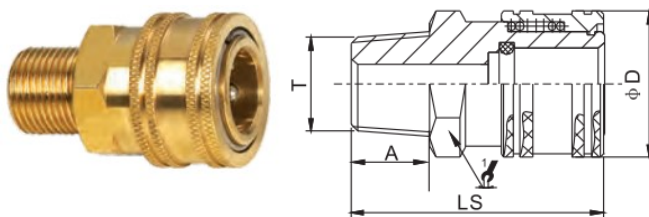
Applications

- ◆ Water
- ◆ Pressure Washers
- ◆ Carpet cleaners
- ◆ Mold coolant lines

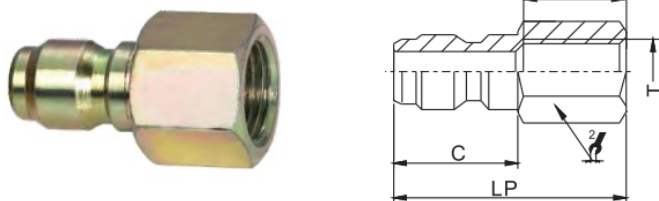
Size	1/4	3/8	1/2
MWP (PSI)	5200	2700	2200
Steel Nipple	5500	3500	2700
Flow (LPM)	23	46	46



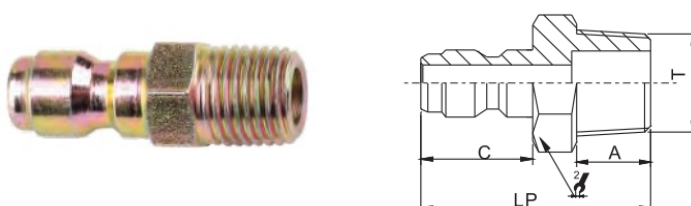
Part #	LS	D		A	T
STFF-04G	37	24	19	12	1/4 BSP
STFF-06G	41.5	29	24	13	3/8 BSP
STFF-08G	51	33	29	15	1/2 BSP
STFF-12G	53.4	40.9	38	19	3/4 BSP



Part #	LS	D		A	T
STFM-04K	39.5	24	19	12	1/4 BSPT
STFM-06K	43	29	24	13	3/8 BSPT
STFM-08K	53	33	29	15	1/2 BSPT



Part #	LP	C		A	T
STMF-04G	37	19.5	17	12	1/4 BSP
STMF-06G	41.5	22.5	22	13	3/8 BSP
STMF-08G	51	26	27	15	1/2 BSP
STMF-12G	52	28.5	30	20	3/8 BSP



Part #	LP	C		A	T
STMM-04K	39.5	19.5	14	12	1/4 BSPT
STMM-06K	43	22.5	17	13	3/8 BSPT
STMM-08K	53	26	22	15	1/2 BSPT