

Quick Couplers & Valves



QUALITY



VALUE



SELECTION



PRODUCT CATALOGUE



Index

Poppet Type Couplers	Page
S1 Series ISO A & KZ Series	6
S1Y Series Connect Under Pressure	6
S1SS Series ISO A 316 SS	7
PK Series ISO 5675 Poppet	7
NV Series Faster Interchange Poppet	7
S5 Series Push Pull ISO 5675	8
S5 Series Push Pull Bulk Head ISO 5675	8
S5 Series Connect Under Pressure	8
S312 Series	8
3CFPV (3CFHF)	9
4SRPV & 4SFPV C.U.P Male & Female	9
5DCPV-08 Cartridge	10
S10 Series Trailer Brake Coupling	10
S2 Series ISO B Steel BSP & NPT	11
S2 Series ISO B Brass BSP & NPT	12
S2 Series ISO B 304 SS BSP	12
S2 Series ISO B 316SS BSP & NPT	13
PBR Series Transport Couplers	13
TM Series Tema	14
TC Series 10,000 PSI W.P.	14
TF Series 1500 BAR W.P.	14
1141 Series 10,000 PSI W.P.	14

Agricultural Couplers Ball Type	Page
S4 Series ISO 5675 Ball	15
NS Series Ball Faster Interchange	15
S5 Series Push Pull Ball	15

Flat Face Couplers	Page
FF Series BSP & UNO	16
FF JIC Bulkhead	17
FFYM Series Connect Under Pressure	17
FF 90 Deg Compact	17
FF Series 316 Stainless Steel	17

Flat Face Couplers	Page
VEP Series Screw Flat Face	18
FFH Series Cartridge M46 & M48	18
HDB Modular System	19
4BD4FH Modular System	20
4BD4FH3/8FF Drain for 4BD4FH	20

Screw Couplers	Page
S300 700 BAR Poppet & Ball	21
VV Series	21
S75 Series	21
VVS Series	22
CVV Series BSP & Heavy Duty Male	22
CVV Series Metric Male	23
S600 Series	23

Pressure Wash Couplers	Page
ST Series NPT & BSP	24
ST Series BSP Steel Nipples	24
ST Series NPT & BSP Stainless Steel	25
CR Series 316SS 15,000 PSI W.P.	25

Diagnostic	Page
PD Series Cat, John Deere, Case	26
KD Series Komatsu, Hitachi	26
T20 M16*2 Test Points Steel & SS	26
63mm Gauge BSPP Bottom Entry	27
63mm Gauge BSPP Rear Entry	27
63mm Gauge Protector, Rear Bracket	27
63mm Gauge BSPT Bottom Entry	28
Test Hoses	28
Gauge Adaptors & T20 Joiner	28
Test Kits	29
Accumulator Charging Kit	29



Index

Pneumatic Couplers	Page
200 Series Nitto Interchange Steel & SS	30
21KA Rectus 21KA Interchange	31
300 Series ARO Interchange	31

Hydraulic Swivels	Page
SJ10 Straight Swivel	32
SJ90 90 Degree Swivel	32

Ball Valves	Page
KHB 2 Way Ball Valves BSP Female	33
KHB 2 Way Ball Valves Metric Male	33
KHB3K 3 Way Ball Valve "L" Type	33
KHB3K 3 Way Ball Valve "T" Type	34

Flow Control	Page
LG Type Double Acting	34
LGA Type Single Acting	34
Check Valves	35

Valve Accessories	Page
Straight Handles Steel	35
Cranked Handles Steel	35
Valve Stem Locking Device	35

Coupling Protection	Page
S1 ISO A Dust Caps & Plugs	36
FTC Flip Caps	36
S4/PK ISO 5675 Dust Caps & Plugs	36
S2 Dust Caps & Plugs	37
FF & FFH Dust Caps & Plugs	37
S300 Dust Caps & Plugs Polyurethane	37
S300 Dust Caps & Plugs Aluminium	37
VV Dust Caps & Plugs Aluminium	38
VVS Dust Caps & Plugs Aluminium	38
CVV Dust Caps & Plugs	38

Coupling Protection	Page
S75 Dust Caps & Plugs	38
PBR Dust Caps & Plugs	39
TM Dust Caps & Plugs	39
S600 Dust Caps & Plugs	39
S10 Dust Caps & Plugs	39
VEP Dust Caps & Plugs	40

Colour Coding Sleeves	Page
ISO A 1/2 Coloured Sleeves	40
ISO A 3/4 Coloured Sleeves	40
Hose Grip Coloured Sleeves	40

Miscellaneous Items	Page
Hose Grip	41
HPR Hydraulic Pressure Relief Tool	42
Seal Kits	43
Conversion Adaptors	44
Bonded Seals	44

Technical	Page
Pressure & Flow Charts	45
Flat Face Size Dimension Chart	46
ISO A & ISO 5675 Dimension Chart	46
Screw Coupler ID Chart	46

X Reference Charts	Page
Sparex Interchange	47
Vapormatic Interchange	48
Bareco Interchange	48



Warning

When disconnecting any hydraulic coupling you need to be aware of the possibility that high residual pressure could be in the system and it can be very dangerous.

Do not force the coupling valve to release the pressure, use a coupling that can be connected under pressure or a tool such as the HPR to release the pressure safely.

Responsibility

It is difficult to consider all risk factors in every possible application.

The final choice of the product is the responsibility of the customer who has made the choice from the information available. The customer has to make sure all specifications of the selected coupler suits the application.

Hydraulic Connect are not responsible for damages to persons or machines caused by improper use or incorrect selection or maintenance of products.

Safety Guide for Using Quick Couplers

This safety guide provides instructions for using quick couplers. Improper use and incorrect maintenance of products with high internal working pressures could cause malfunction and damage to persons or machines. It is important that you can read and follow safety instructions. If you have any questions contact Hydraulic Connect.

- Carefully check the specifications of any new coupler before use.
- Make sure the coupler is suitable for pressure, flow, fluid compatibility required for the application.
- Check the function of the coupler before use by connecting and disconnecting a few times.
- Verify the threads are correct for fit and seal.
- Before connecting clean both male & female parts to prevent dirt inclusion into the system.
- When couplers are disconnected, protect them with the correct dust cap or plug.
- After fitting a new coupler test the system under maximum working pressure.
- When using Flat Face couplers, the most critical moment is when the valve in the male moves and causes an internal volume reduction. This causes a pressure increase.
- In order to reduce the internal stress we have a male Flat Face coupling equipped with a triple valve system. This allows connection under residual pressure using the standard female coupling. **Important this only works when the male is under pressure, the female has to be free of pressure.**
- Do not use any coupling as a swivel, strong side loads will damage the couplings seals and bearings, creating leaks and potential catastrophic failure which could cause injury to persons or damage to machines.



To allow for maximum interchangeability our couplers are designed to conform to the latest ISO and DIN specifications.

This ensures full interchangeability with all couplings that conform to the same standard.

The chart below is to help identify the correct series of ISO or DIN poppet or ball type coupler.

A simple dimension check will identify the correct series of coupler.

The difference between the PK, S4, NS & NV is:

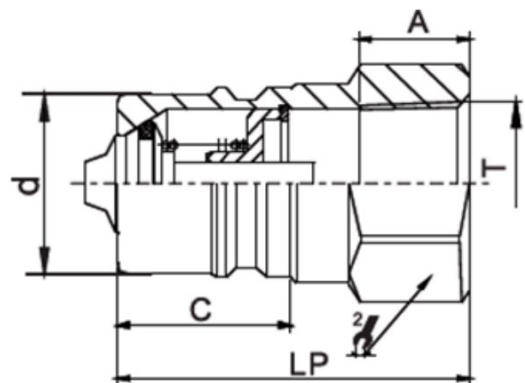
PK & NV are poppet type couplers, S4 & NS are ball type couplers

Poppet Selection Chart

Dimension Check

Series	Standard
S1	ISO 7241-A
PK/S4	ISO 5675
S2	ISO 7241-B
NS/NV	ISO 5675

Faster



Size	Series	LP	d mm	C		A
1/4	S1	35.50	11.80	15.00	19.00	13.00
	PK/S4	36.00	14.20	18.50	19.00	12.50
	S2	36.00	14.20	22.80	19.00	13.00
Faster	NS/NV	36.00	14.20	18.50	19.00	12.50
3/8	S1	36.50	17.30	21.40	22.00	14.00
	PK/S4	40.00	19.00	22.00	24.00	13.00
	S2	40.00	19.00	25.00	24.00	13.00
Faster	NS/NV	40.00	19.00	22.00	24.00	13.00
1/2	S1	43.50	20.50	27.00	27.00	16.00
	PK/S4	46.00	20.50	29.00	27.00	18.00
	S2	46.50	23.50	28.00	28.50	20.50
Faster	NS/NV	46.00	20.50	29.00	27.00	18.00
3/4	S1	57.00	29.00	28.00	35.00	18.00
	PK/S4	51.00	26.90	28.50	33.30	18.00
	S2	56.00	31.50	36.00	36.00	22.00
Faster	NS/NV	55.00	28.00	36.00	33.30	18.00
1"	S1	59.50	34.30	36.00	41.00	21.00
	PK/S4	53.50	31.30	32.00	34.00	19.00
	S2	63.00	37.80	45.00	41.00	23.00
Faster	NS/NV	53.50	31.30	32.00	34.00	19.00

The highlighted dimensions are the ones to check on the 3/4 size male.

Quick Coupling X Reference Guide

Hyd Conn	Parker	Faster	Stucchi	Pirtek	Ryco	Holmbury	Eaton	Fluid Conn	Manuli	DNP	Snap-Tite	Dixon	Stauff	Inteva
S1	6600	ANV	BIR	6600	R82/81	IA	5600	QA	A	PAV1	61	K	IA	101
S1Y	8010 DC	4NV	BIR PC		R81 CP	IAPC	FD72	QA PC	AP	PKK1	63		HU	105
PK	4000	NV	IR V	4000	R80	DINV		QD	N	PDV1	60	AG	ID	104
NV		NV	IR V (FA)	4000		DINV	FD42	QDF		PDV1		AG	ID	104
S4	4000	NS	IR	4000	R91/R94	DINB			N	PDS1		AG		104
NS		NS	IR (FA)	4000		DINB				PDS1		AG		104
S5	4200	PV/PS	IRS/IP	6602P	R94/96	P	FD71	QAF PPS	AF	PPV1	61DC	AG	HP	105
3CFPV	RSD	3CFPV				IAP		QAF MSM	ARM	PPK3			UX10	107
PBR		NZV	IRN	9500	R140		PB3310	QPBR		PNZ1			HG	
S2-G	H62/63	HNV	IRB	F6600	R55	IB	FD45/HK	QB	B	PBV1	72	H	IB	103
S2-N	H62/63	HNV	IRB	60B	R45	IB	FD45/HK	QB	B	PBV1	72	H	IB	103
S2-GB	BH60/61	HNV	IRBO		R55B	IBB	FD45/HK		B	PBVM	B72	H	IB	103
S2-NB	BH60/61	HNV	IRBO		R45B	IBB	FD45/HK		B	PBVM	B72	H	IB	103
S2-GS	SH62/63	HNV			R55S		FD45/HK				S72	H	IB	
S2-GSS	SSH62/63	HNV	IRBX	SF6600	R55SS	IBS	FD45/HK	S-QB	B	PBVX	SS72	H	IB	103
S2-NSS	SSH62/63	HNV	IRBX		R45SS	IBS	FD45/HK	S-QB	B	PBVX	SS72	H	IB	103
FF-G	FEM-FB	FFH	FIRG	7000**	R110	HQ	FD89/FF	QFF	FH	PLT4	74	HT	FF/FH	131
FF-U	FEM-FO	FFH	FIRG	7500**	R112	HQ	FD89/FF	QFF	FH	PLT4	74	HT	FF/FH	131
FFY	FEC	3FFH	APM	7200		HCP	FFCUP	QFM-HCP	FP	PLK4	CP74	HTE	FU	131
S300	3000	PVVM	IVHP	3000	R100	PSP	HP3	QJ	SC	PVM4	76	T	HI/HJ	202
VV		W				PLC		QS-W		VDV1			HB	
VVS		VVS				PTC		QS-VVS		VV1			HH	
CWV	QHPA	CWV	VD	8200	R120	HS		QS HS	SG	PW3		CWV	HS	205
ST	ST					HFB	ST			ST		E		
TM	TH		IRC	9000	R130	F		QH-F		PTV1		TR		125
VEP	FET	FHV	VEP			HFT	FD96	QFF-HFT	FS	PST4		VEP	FT	231
TF		UHP150				KM				PCJ6			HC/HD	
PD	PD	DF		DQC		DTP	FD90		D	PLD3		PD		136
S10	5676	VF	IFR			TB			VB	PFT			BP	120
S600						SP	W6000		SH	PVG1				203



Whilst we endeavour to publish correct information, errors and omissions may occur. Please check with Hydraulic Connect

Poppet Couplers





S1 Series ISO 7241-A

Material Steel, Poppet Valve, Nitrile Seals

Body Size			Thread			
Inch	Din	Dash	Type	Size	Female	Male
1/4	6	-4	BSP	1/4	S1F-04G	S1M-04G
3/8	10	-6	BSP	3/8	S1F-06G	S1M-06G
1/2	10	-8	BSP	3/8	S1F-0806G	S1M-0806G
1/2	12	-8	BSP	1/2	S1F-08G	S1M-08G
1/2	12	-8	NPT	1/2	S1F-08N	S1M-08N
1/2	12	-8	UNO	3/4	S1F-12U	S1M-12U
1/2	12	-8	UNO	7/8	See S5F-14U	S1M-14U
1/2	12	-8	METRIC	M18*1.5	S1F-08FM18	S1M-08FM18
1/2	12	-8	METRIC	M22*1.5	See S5F-08FM22	S1M-08FM22
3/4	19	-12	BSP	3/4	S1F-12G	S1M-12G (29.0 mm)
1"	25	-16	BSP	1"	S1F-16G	S1M-16G
1 1/4	32	-20	BSP	1 1/4	S1F-20G	S1M-20G
1 1/2	40	-24	BSP	1 1/2	S1F-24G	S1M-24G
2"	50	-32	BSP	2"	S1F-32G	S1M-32G



S1 Series ISO 7241-A "Connect Under Pressure"

Material Steel, Poppet Valve, Nitrile Seals

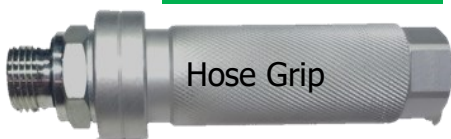
			Thread			
Inch	Din	Dash	Type	Size	Female	Male
1/2	12	-8	BSP	1/2	S1YF-08G	S1YM-08G

KZ Series Chinese Style Coupler

Material Steel, Poppet Valve, Nitrile Seals

			Thread			
Inch	Din	Dash	Type	Size	Female	Male
1/2	12	-8	BSP	1/2	KZF-08G	KZM-08G

Check This Out



Hose Grip

- Suits all 1/2 couplers
- Light weight 200 grams
- Can be colour coded
- Knurled handle prevents slipping when connecting

Poppet Couplers



S1 Series ISO 7241-A - 316 Stainless Steel

Material 316 Stainless Steel, Poppet Valve, Viton Seals

Body Size			Thread		Female	Male
Inch	Din	Dash	Type	Size		
1/4	6	-4	BSP	1/4	S1F-04GSS	S1M-04GSS
3/8	10	-6	BSP	3/8	S1F-06GSS	S1M-06GSS
1/2	12	-8	BSP	1/2	S1F-08GSS	S1M-08GSS
3/4	19	-12	BSP	3/4	S1F-12GSS	S1M-12GSS
1"	25	-16	BSP	1"	S1F-16GSS	S1M-16GSS

PK Series ISO 5675 Agricultural Interchange

Material Steel, Poppet Valve, Nitrile Seals

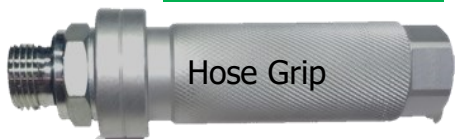
Body Size			Thread		Female	Male
Inch	Din	Dash	Type	Size		
1/4	6	-4	BSP	1/4	PKF-04G	PKM-04G
1/4	6	-4	UNO	9/16	PKF-0409U	PKM-0409U
3/8	10	-6	BSP	3/8	PKF-06G	PKM-06G
3/8	10	-6	UNO	9/16	PKF-0609U	PKM-0609U
1/2	12	-8	BSP	1/2	S1F-08G	S1M-08G
3/4	19	-12	BSP	3/4	PKF-12G	PKM-12G (26.9mm)
1"	25	-16	BSP	1"	PKF-16G	PKM-16G

NV Series ISO 5675 Agricultural (Faster Interchange 3/4 Only) 28mm

Material Steel, Poppet Valve, Nitrile Seals

Body Size			Thread		Female	Male
Inch	Din	Dash	Type	Size		
3/4	19	-12	BSP	3/4	NVF-12G	NVM-12G (28.0mm)

Check This Out





- Suits all 1/2 couplers
- Light weight 200 grams
- Can be colour coded
- Knurled handle prevents slipping when connecting

Poppet Couplers "Push Pull"





S5 Series ISO 5675 "Push Pull"

Material Steel, Poppet Valves, Nitrile Seals

Body Size			Thread			
Inch	Din	Dash	Type	Size		
1/2	12	-8	BSP	1/2	S5F-08G	S1M-08G
1/2	12	-8	NPT	1/2	S5F-08N	S1M-08N
1/2	12	-8	UNO	3/4	S5F-12U	S1M-12U
1/2	12	-8	UNO	7/8	S5F-14U	S1M-14U
1/2	12	-8	METRIC	M22*1.5	S5F-08FM22	S1M-08FM22



S5 Series ISO 5675 "Push Pull" Bulkhead Connection

Material Steel, Poppet Valves, Nitrile Seals

Body Size			Thread			
Inch	Din	Dash	Type	Size		
1/2	12	-8	BSP	3/8	S5F-06GBH	S5M-06GBH
1/2	12	-8	BSP	1/2	S5F-08GBH	S5M-08GBH
1/2	12	-8	ORFS	13/16	S5F-0813OBH	S5M-0813OBH
1/2	12	-8	ORFS	1"	S5F-0816OBH	S5M-0816OBH
1/2	12	-8	12L	M18*1.5	S5F-12LBH	S5M-12LBH
1/2	12	-8	15L	M22*1.5	S5F-15LBH	S5M-15LBH
1/2	12	-8	10S	M18*1.5	S5F-10SBH	S5M-10SBH
1/2	12	-8	12S	M20*1.5	S5F-12SBH	S5M-12SBH
1/2	12	-8	14S	M22*1.5	S5F-14SBH	S5M-14SBH

S5Y Series ISO 5675 "Push Pull" Connect Under Pressure

Material Steel, Poppet Valves, Nitrile Seals

Body Size			Thread			
Inch	Din	Dash	Type	Size		
1/2	12	-8	BSP	1/2	S5YF-08G	S1YM-08G

S312 Series ISO 5675 "Push Pull" Connect Under Pressure Both Halves

Material Steel, Poppet Valves, Nitrile Seals

May be used with either an open centre or closed centre hydraulic system that has a control valve.

Body Size			Thread			
Inch	Din	Dash	Type	Size		
1/2	12	-8	UNO	7/8	S312F-14U	S312M-14U

Long Push Pull Couplers



3CFPV (3CFHF) Series Connectable with Male Under Pressure

Material Steel, Poppet Valves, Nitrile Seals



Body Size			Thread		Size	Female	
Inch	Din	Dash	Type				
1/2	12	-8	METRIC MALE		M22*1.5	3CFPV-22M	
1/2	12	-8	BSP MALE		3/8	3CFPV-06G	
1/2	12	-8	BSP FEMALE		1/2	3CFPV-08G	
1/2	12	-8	NPT FEMALE		1/2	3CFPV-08N	
1/2	12	-8	METRIC BULKHEAD SHORT		M22*1.5	3CFPV-7/2215	
1/2	12	-8	METRIC BH		M18*1.5	3CFPV-12LBH	X
1/2	12	-8	METRIC BH		M22*1.5	3CFPV-15LBH	X
1/2	12	-8	BSP BH		3/8	3CFPV-06GBH	X
1/2	12	-8	BSP BH		1/2	3CFPV-08GBH	X
1/2	12	-8	ORFS MALE BULKHEAD		13/16	3CFPV-13OBH	X
1/2	12	-8	ORFS MALE BULKHEAD		1"	3CFPV-16OBH	X

X Indicates that the couplers use conversion adaptors

4SRPV (4SRHF) Series Connectable with Male & Female Under Pressure

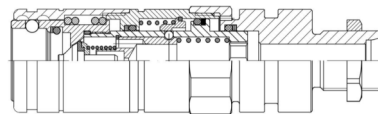
Material Steel, Poppet Valves, Nitrile Seals



Body Size			Thread		Size	Female
Inch	Din	Dash	Type			
1/2	12	-8	METRIC MALE		M22*1.5	4SRPV-22M

4SFPV Series Connectable with Male & Female Under Pressure

Material Steel, Poppet Valves, Nitrile Seals



Body Size			Thread		Size	Female
Inch	Din	Dash	Type			
1/2	12	-8	METRIC BULKHEAD SHORT		M22*1.5	4SFPV-7/2215AG

Poppet Couplers



5DCPV Cartridge " Fits 5BM5DCPV Housing "

Material Steel, Poppet Valves, Nitrile Seals



Body Size			Thread		Female
Inch	Din	Dash	Type	Size	
1/2	12	-8	BSP	1/2	5DCPV-08



Selective control valve break-away coupler

Interchanges with the following:

- Faster: 5DCPVA08-A
- John Deere : RE 256693 & RE 577560
RE 203206 & RE 226728
- Parker: 0510-007
- Vapormatic: VP0510007

Hydraulic Brake Couplers

S10 Series Trailer Brake Couplers ISO 5676 Interchange

Material Steel, Flat Face Valve, Nitrile Seals





Body Size			Thread		Female	Male
Inch	Din	Dash	Type	Size		
1/2	12	-8	BSP	1/2	S10F-08G	S10M-08G
1/2	12	-8	BSP	3/8	S10F-0806G	
1/2	12	-8	METRIC	M18*1.5	S10F-08M18	S10M-08M18
1/2	12	-8	METRIC	M18*1.5		S10M-08M18B
1/2	12	-8	METRIC	M20*1.5		S10M-08M20
1/2	12	-8	METRIC	M22*1.5		S10M-08M22



ISO B Couplers



S2 Series ISO 7241-B Interchange Steel BSP Threads

Material Steel, Poppet Valves, Nitrile Seals

						
			Thread		Female	Male
Inch	Din	Dash	Type	Size		
1/8	4	-2	BSP	1/8	S2F-02G	S2M-02G
1/4	6	-4	BSP	1/4	S2F-04G	S2M-04G
3/8	10	-6	BSP	3/8	S2F-06G	S2M-06G
1/2	12	-8	BSP	1/2	S2F-08G	S2M-08G
3/4	19	-12	BSP	3/4	S2F-12G	S2M-12G
1"	25	-16	BSP	1"	S2F-16G	S2M-16G

S2 Series ISO 7241-B Interchange Steel NPT Threads

Material Steel, Poppet Valves, Nitrile Seals



						
Body Size			Thread		Female	Male
Inch	Din	Dash	Type	Size		
1/8	4	-2	NPT	1/8	S2F-02N	S2M-02N
1/4	6	-4	NPT	1/4	S2F-04N	S2M-04N
3/8	10	-6	NPT	3/8	S2F-06N	S2M-06N
1/2	12	-8	NPT	1/2	S2F-08N	S2M-08N
3/4	19	-12	NPT	3/4	S2F-12N	S2M-12N
1"	25	-16	NPT	1"	S2F-16N	S2M-16N

ISO B Couplers





S2 Series ISO 7241-B Interchange Brass BSP Threads

Material Brass, Poppet Valves, Nitrile Seals

Body Size			Thread			
Inch	Din	Dash	Type	Size		
1/8	4	-2	BSP	1/8	S2F-02GB	S2M-02GB
1/4	6	-4	BSP	1/4	S2F-04GB	S2M-04GB
3/8	10	-6	BSP	3/8	S2F-06GB	S2M-06GB
1/2	12	-8	BSP	1/2	S2F-08GB	S2M-08GB
3/4	19	-12	BSP	3/4	S2F-12GB	S2M-12GB
1"	25	-16	BSP	1"	S2F-16GB	S2M-16GB



S2 Series ISO 7241-B Interchange Brass NPT Threads

Material Brass, Poppet Valves, Nitrile Seals

Body Size			Thread			
Inch	Din	Dash	Type	Size		
1/8	4	-2	NPT	1/8	S2F-02NB	S2M-02NB
1/4	6	-4	NPT	1/4	S2F-04NB	S2M-04NB
3/8	10	-6	NPT	3/8	S2F-06NB	S2M-06NB
1/2	12	-8	NPT	1/2	S2F-08NB	S2M-08NB
3/4	19	-12	NPT	3/4	S2F-12NB	S2M-12NB
1"	25	-16	NPT	1"	S2F-16NB	S2M-16NB

S2 Series ISO 7241-B Interchange 304 Stainless Steel BSP Threads

Material 304 Stainless Steel, Poppet Valves, Viton Seals

Body Size			Thread			
Inch	Din	Dash	Type	Size		
1/8	4	-2	BSP	1/8	S2F-02GS	S2M-02GS
1/4	6	-4	BSP	1/4	S2F-04GS	S2M-04GS
3/8	10	-6	BSP	3/8	S2F-06GS	S2M-06GS
1/2	12	-8	BSP	1/2	S2F-08GS	S2M-08GS
3/4	19	-12	BSP	3/4	S2F-12GS	S2M-12GS
1"	25	-16	BSP	1"	S2F-16GS	S2M-16GS



ISO B Couplers

S2 Series ISO 7241-B Interchange 316 Stainless Steel BSP Threads

Material 316 Stainless Steel, Poppet Valves, Viton Seals



Body Size			Thread		Female	Male
Inch	Din	Dash	Type	Size		
1/8	4	-2	BSP	1/8	S2F-02GSS	S2M-02GSS
1/4	6	-4	BSP	1/4	S2F-04GSS	S2M-04GSS
3/8	10	-6	BSP	3/8	S2F-06GSS	S2M-06GSS
1/2	12	-8	BSP	1/2	S2F-08GSS	S2M-08GSS
3/4	19	-12	BSP	3/4	S2F-12GSS	S2M-12GSS
1"	25	-16	BSP	1"	S2F-16GSS	S2M-16GSS

S2 Series ISO 7241-B Interchange 316 Stainless Steel NPT Threads

Material 316 Stainless Steel, Poppet Valves, Viton Seals



Body Size			Thread		Female	Male
Inch	Din	Dash	Type	Size		
1/8	4	-2	NPT	1/8	S2F-02NSS	S2M-02NSS
1/4	6	-4	NPT	1/4	S2F-04NSS	S2M-04NSS
3/8	10	-6	NPT	3/8	S2F-06NSS	S2M-06NSS
1/2	12	-8	NPT	1/2	S2F-08NSS	S2M-08NSS
3/4	19	-12	NPT	3/4	S2F-12NSS	S2M-12NSS
1"	25	-16	NPT	1"	S2F-16NSS	S2M-16NSS

Transport High Flow Couplers

PBR Series High Flow for Transport "Push Pull Sleeve"

Material Steel, Poppet Valves, Nitrile Seals, Push Pull Sleeve



Body Size			Thread		Female	Male
Inch	Din	Dash	Type	Size		
1"	25	-16	BSP	1"	PBRF-16GP	PBRM-16G

PBR Series High Flow for Transport "Single Acting Sleeve"

Material Steel, Poppet Valves, Nitrile Seals



Body Size			Thread		Female	Male
Inch	Din	Dash	Type	Size		
1"	25	-16	BSP	1"	PBRF-16G	PBRM-16G

Poppet Couplers



TM Series "Tema Interchange"

Material Steel, Poppet Valves, Nitrile Seals



Body Size			Thread		Female	Male
Inch	Din	Dash	Type	Size		
1/2	12	-8	BSP	1/2	TMF-08GP	TMM-08GP
3/4	19	-12	BSP	3/4	TMF-12G	TMM-12G
1"	25	-16	BSP	1"	TMF-16G	TMM-16G

TC Series "Parker TC Interchange" 10,000 PSI WP

Material Steel, Poppet Valves, Nitrile Seals, Locking Collar



Body Size			Thread		Female	Male
Inch	Din	Dash	Type	Size		
3/8	10	-6	NPT	3/8	TCF-06N	TCM-06N

TF Series Ultra High Pressure "1500 Bar WP"

Material Steel, Flat Face Valves, Nitrile Seals



Body Size			Thread		Female	Male
Inch	Din	Dash	Type	Size		
1/4	6	-4	BSP	1/4	TFF-04G	TFM-04G

1141 Series Interchanges with Parker 1141 "10,000 PSI WP"

Material 303 Stainless Steel Body, Brass Sleeve, Polyurethane Seals
Connect Under Pressure Up To 5000 PSI





Body Size			Thread		Female	Male
Inch	Din	Dash	Type	Size		
1/4	6	-4	NPT	1/4	1141F-04N	1141M-04N

Agricultural Couplers Ball Type





S4 Series ISO 5675 Agricultural Interchange " Ball Type"

Material Steel, Ball Valves, Nitrile Seals

Body Size			Thread			
Inch	Din	Dash	Type	Size		
1/4	6	-4	BSP	1/4	S4F-04G	S4M-04G
3/8	10	-6	BSP	3/8	S4F-06G	S4M-06G
1/2	12	-8	BSP	1/2	S4F-08G	S4M-08G
3/4	19	-12	BSP	3/4	S4F-12G	S4M-12G (26.9mm)
1"	25	-16	BSP	1"	S4F-16G	S4M-16G



NS Series ISO 5675 Agricultural Faster Interchange " Ball Type" 28mm

Material Steel, Ball Valves, Nitrile Seals

Body Size			Thread			
Inch	Din	Dash	Type	Size		
3/4	19	-12	BSP	3/4	NSF-12G	NSM-12G (28.0mm)

S5 Series ISO 5675 "Push Pull" Ball Type

Material Steel, Ball Valves, Nitrile Seals

Body Size			Thread			
Inch	Din	Dash	Type	Size		
1/2	12	-8	BSP	1/2	S5BF-08G	S4M-08G
1/2	12	-8	NPT	1/2	S5BF-08N	S4M-08N
1/2	12	-8	UNO	3/4	S5BF-12U	S4M-12U

Flat Face Couplers



FF Series ISO 16028 Flat Face Couplers BSP Threads

Material Steel, Flat Face Valves, Nitrile Seals

Body Size			Thread		Female	Male
Inch	Din	Dash	Type	Size		
1/8	4	-2	BSP	1/8	FFF-02G	FFM-02G(11.6mm)
1/4	6	-4	BSP	1/4	FFF-04G	FFM-04G (16.10mm)
3/8	10	-6	BSP	3/8	FFF-06G	FFM-06G (19.70mm)
3/8	10	-6	BSP	1/2	FFF-0608G	FFM-0608G (19.70mm)
1/2	12	-8	BSP	1/2	FFF-08G	FFM-08G (24.50mm)
1/2	12	-8	BSP	3/4	FFF-0812G	FFM-0812G (24.50mm)
5/8	16	-10	BSP	3/4	FFF-1012G	FFM-1012G (27.00mm)
3/4	19	-12	BSP	3/4	FFF-12G	FFM-12G (30.00mm)
3/4	19	-12	BSP	1"	FFF-1216G	FFM-1216G (30.00mm)
1"	25	-16	BSP	1"	FFF-16G	FFM-16G (36.00mm)
1"	25	-16	BSP	1 1/4	FFF-1620G	FFM-1620G (36.00mm)

FF Series ISO 16028 Flat Face Couplers UNO Threads

Material Steel, Flat Face Valves, Nitrile Seals

Body Size			Thread		Female	Male
Inch	Din	Dash	Type	Size		
1/4	6	-4	UNO	9/16	FFF-0409U	FFM-0409U (16.10mm)
3/8	10	-6	UNO	3/4	FFF-0612U	FFM-0612U (19.70mm)
1/2	12	-8	UNO	3/4	FFF-0812U	FFM-0812U (24.50mm)
1/2	12	-8	UNO	7/8	FFF-0814U	FFM-0814U (24.50mm)
1/2	12	-8	UNO	1 1/16	FFF-0817U	FFM-0817U (24.50mm)

Flat Face Couplers



FF Series ISO 16028 Flat Face JIC Bulkhead

Material Steel, Flat Face Valves, Nitrile Seals



Body Size			Thread		Female	Male
Inch	Din	Dash	Type	Size		
1/2	12	-8	JIC	3/4	FFF-0812JBH	FFM-0812JBH
1/2	12	-8	JIC	7/8	FFF-0814JBH	FFM-0814JBH
1/2	12	-8	JIC	1 1/16	FFF-0817JBH	FFM-0817JBH

FFY Series ISO 16028 Flat Face Connect under Pressure BSP Threads

Material Steel, Flat Face Valves, Nitrile Seals



Body Size			Thread		Male
Inch	Din	Dash	Type	Size	
3/8	10	-6	BSP	3/8	FFYM-06G (19.70mm)
1/2	12	-8	BSP	1/2	FFYM-08G (24.50mm)

FF Series ISO 16028 Flat Face Compact 90°

Material Steel, Flat Face Valves, Nitrile Seals



Body Size			Thread		Female	Male
Inch	Din	Dash	Type	Size		
1/2	12	-8	JICM	9/16	FFF-0809-90	FFM-0809-90
1/2	12	-8	JICM	1 1/16	FFF-0817-90	FFM-0817-90

FF Series ISO 16028 Flat Face Couplers 316 Stainless Steel

Material 316 Stainless Steel, Flat Face Valves, Viton Seals



Body Size			Thread		Female	Male
Inch	Din	Dash	Type	Size		
1/4	6	-4	BSP	1/4	FFF-04GSS	FFM-04GSS (16.10mm)
3/8	10	-6	BSP	3/8	FFF-06GSS	FFM-06GSS (19.70mm)
1/2	12	-8	BSP	1/2	FFF-08GSS	FFM-08GSS (24.50mm)
5/8	16	-10	BSP	3/4	FFF-1012GSS	FFM-1012GSS (27.00mm)
3/4	19	-12	BSP	3/4	FFF-12GSS	FFM-12GSS (30.00mm)

Flat Face Couplers



VEP Series Flat Face Screw Connect Under Pressure

Material Steel, Flat Face Valves, Nitrile Seals, Screw Connect, Connect under Pressure



Body Size			Thread		Female	Male
Inch	Din	Dash	Type	Size		
1/2	12	-8	BSP	1/2	VEPF-08G	VEPM-08G
3/4	19	-12	BSP	3/4	VEPF-12G	VEPM-12G
1"	25	-16	BSP	1"	VEPF-16G	VEPM-16G
1 1/4	32	-20	BSP	1 1/4	VEPF-20G	VEPM-20G
1 1/2	38	-24	BSP	1 1/2	VEPF-24G	VEPM-24G

FFH Series ISO 16028 Flat Face Cartridge "M48*1.5"

Material Steel, Flat face Valves, Nitrile Seals



Body Size			Thread		Female	Male
Inch	Din	Dash	Type	Size		
1/2	12	-8	METRIC	M48*1.5	FFHF-08M48	FFHM-08M48
3/4	19	-12	METRIC	M48*1.5	FFHF-12M48	FFHM-12M48

Replaces Bobcat 1/2 Female: 7246802, Male: 7246799

Replaces Kubota Female: V1311-77150 Male: V1311-77140

Replaces Case/New Holland Female: 47396761 Male: 47396760

The M48*1.5 cartridge fit the Faster 4BD4FH housing

FFH Series ISO 16028 Flat Face Cartridge "M46*1.5"

Material Steel, Flat face Valves, Nitrile Seals



Body Size			Thread		Female	Male
Inch	Din	Dash	Type	Size		
1/2	12	-8	METRIC	M46*1.5	FFHF-08M46	FFHM-08M46

Replaces Bobcat Female: 6680018, Male: 6679837

Replaces Kubota Female: V0511-77150, Male: V0511-77140

Replaces Case/New Holland Female: 84390118 Male: 84390117

The M46*1.5 cartridge fit the Faster 4BD4FI housing

Modular Valves

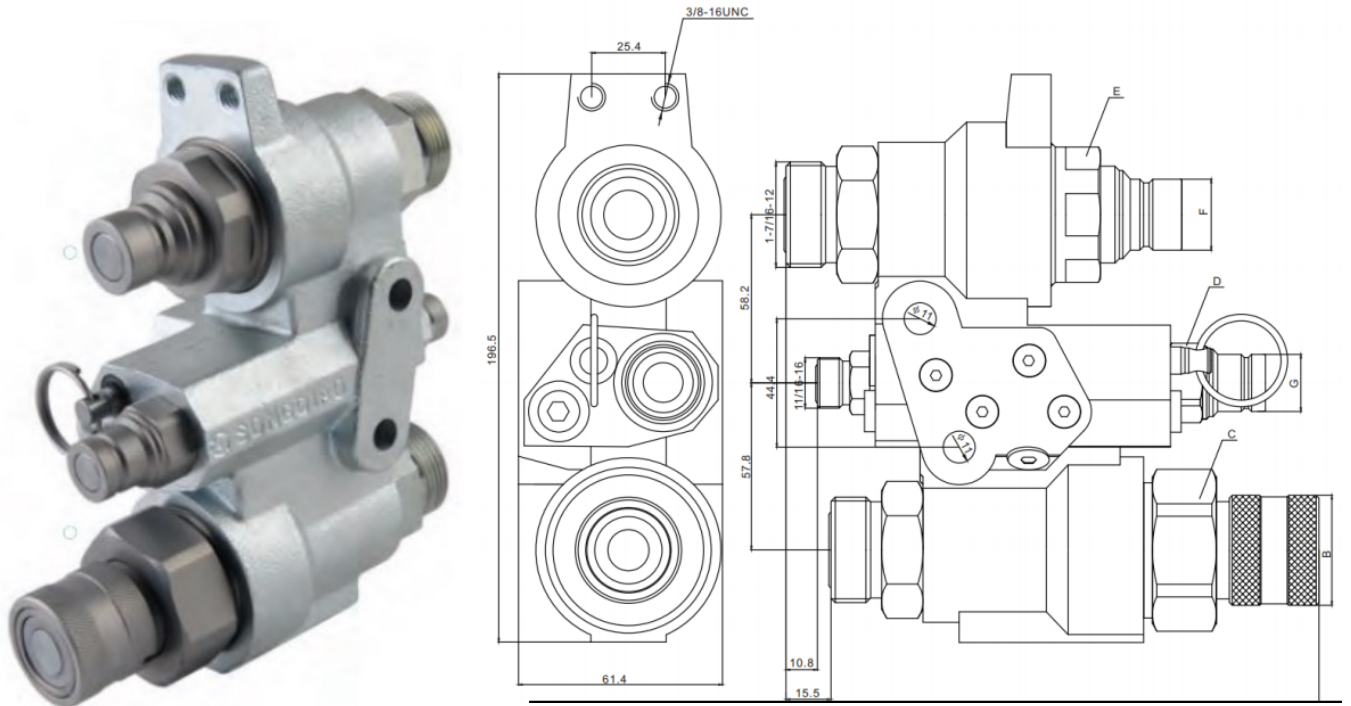


HDB Modular Valve Series

Material: Steel Casting

Coupling Type: ISO 16028 Flat Face

Proprietary Design



ISO	Part #	A	B	C	D	E	F	G
12.5	HDB-08	184	S44.45	S50.8	S25.4	38	24.54	19.75
19	HDB-12	188	S44.45	S50.8	S25.4	48	29.95	19.75

Inch	Body Size		Coupler Type	Coupler Size	Male & Female
	Din	Dash			
1/2	12	-8	Flat Face	1/2	HDB-08
3/4	19	-12	Flat Face	3/4	HDB-12

Modular Valves



4BD4FH Modular Valve Series "Faster Interchange"

Material: Steel Casting
Coupling Type: ISO 16028 Flat Face
Faster 4BD4FH Interchange



The housing can be purchased with or without the couplers

M48*1.5 Cartridge

	Type	Size	Female	Male
M48 * 1.5	Flat Face	1/2	FFHF-08M48	FFHM-08M48
	Flat Face	3/4	FFHF-12M48	FFHM-12M48
	Flat Face	3/8	Drain Line Coupler Male	4BD4FH3/8FF

Bare Housing, no couplers	4BD4FH-BH
Housing Complete with 1/2 couplers	4BD4FH-08
Housing Complete with 3/4 Couplers	4BD4FH-12

Screw Connect Couplers



S300 Series Screw Connect Jacking Coupler 700 Bar Ball Type

Material Steel, Ball Type Valves, Nitrile Seals



Body Size			Thread		Female	Male
Inch	Din	Dash	Type	Size		
1/4	6	-4	NPT	1/4	S300F-04NB	S300M-04NB
3/8	10	-6	NPT	3/8	S300F-06NB	S300M-06NB

S300 Series Screw Connect Jacking Coupler 700 Bar Poppet Type

Material Steel, Poppet Valves, Nitrile Seals



Body Size			Thread		Female	Male
Inch	Din	Dash	Type	Size		
3/8	10	-6	NPT	3/8	S300F-06N	S300M-06N
3/8	10	-6	NPT	3/8	S300F-06NF	Female Thread

VV Series Screw Connect Accepts ISO 5675 Nipples

Material Steel, Poppet Valves, Nitrile Seals, Screw Connect



Body Size			Thread		Female	Male
Inch	Din	Dash	Type	Size		
1/4	6	-4	BSP	1/4	VVF-04G	VVM-04G
3/8	10	-6	BSP	3/8	VVF-06G	VVM-06G
1/2	12	-8	BSP	1/2	VVF-08G	VVM-08G
3/4	19	-12	BSP	3/4	VVF-12G	VVM-12G
1"	25	-16	BSP	1"	VVF-16G	VVM-16G

S75 Series Screw Connect Heavy Duty NPT Thread

Material Steel, Poppet Valves, Nitrile Seals, Screw Connect
ACME Connection Thread



Body Size			Thread		Female	Male
Inch	Din	Dash	Type	Size		
1"	25	-16	NPT	1"	S75F-16N	S75M-16N
1 1/4	30	-20	NPT	1 1/4	S75F-20N	S75M-20N
1 1/2	38	-24	NPT	1 1/2	S75F-24N	S75M-24N

Screw Connect Couplers



VVS Series Screw Connect Faster Interchange

Material Steel, Poppet Valves, Nitrile Seals



Body Size			Thread		Female	Male
Inch	Din	Dash	Type	Size		
1/4	6	-4	BSP	1/4	VVSF-04G	VVSM-04G
3/8	10	-6	BSP	3/8	VVSF-06G	VVSM-06G
1/2	12	-8	BSP	1/2	VVSF-08G	VVSM-08G
3/4	19	-12	BSP	3/4	VVSF-12G	VVSM-12G
1"	25	-16	BSP	1"	VVSF-16G	VVSM-16G
1 1/4	32	-20	BSP	1 1/4	VVSF-20G	VVSM-20G
1 1/2	40	-24	BSP	1 1/2	VVSF-24G	VVSM-24G
2"	50	-32	BSP	2"	VVSF-32G	VVSM-32G

CVV Series Screw Connect Interchange According to ISO 14541 (1/4 to 3/4)

Material Steel, Poppet Valves, Nitrile Seals



Body Size			Thread		Female	Male
Inch	Din	Dash	Type	Size		
1/4	6	-4	BSP	1/4	CVVF-04G	CVVM-04G
3/8	10	-6	BSP	3/8	CVVF-06G	CVVM-06G
1/2	12	-8	BSP	1/2	CVVF-08G	CVVM-08G
3/4	19	-12	BSP	3/4	CVVF-12G	CVVM-12G
1"	25	-16	BSP	1"	CVVF-16G	CVVM-16G
1 1/4	32	-20	BSP	1 1/4	CVVF-20G	CVVM-20G
1 1/4	32	-20	BSP	1 1/2	CVVF-24G	CVVM-24G

CVV Series Screw Connect Interchange According to ISO 14541 (3/4)

Material Steel, Poppet Valves, Nitrile Seals, Heavy Duty Hex Nut



Body Size			Thread		Female	Male
Inch	Din	Dash	Type	Size		
3/4	19	-12	BSP	3/4	CVVF-12G	CVVM-12GH
1"	25	-16	BSP	3/4	CVVF-1612G	CVVM-1612GH
1"	25	-16	BSP	1"	CVVF-16G	CVVM-16GH

Screw Connect Couplers



CVV Series Screw Connect Interchange According to ISO 14541 (1/2 to 3/4)

Material Steel, Poppet Valves, Nitrile Seals, Metric Heavy Male Threads



Body Size			Thread		Female	Male
Inch	Din	Dash	Pipe	Size		
1/2	12	-8	10S	M18*1.5	CVVF-0810S	CVVM-0810S
1/2	12	-8	12S	M20*1.5	CVVF-0812S	CVVM-0812S
3/4	19	-12	16S	M24*1.5	CVVF-1216S	CVVM-1216S
3/4	19	-12	20S	M30*2	CVVF-1220S	CVVM-1220S
1"	25	-16	25S	M36*2	CVVF-1625S	CVVM-1625S
1"	25	-16	30S	M42*2	CVVF-1630S	CVVM-1630S

S600 Series Screw Connect "Gromelle W6000 Interchange"

Material Steel, Poppet Valves, Nitrile Seals



Body Size			Thread		Female	Male
Inch	Din	Dash	Type	Size		
1/2	12	-8	BSP	1/2	S600F-08G	S600M-08G
3/4	19	-12	BSP	3/4	S600F-12G	S600M-12G
1'	25	-16	BSP	1'	S600F-16G	S600M-16G
1 1/4	32	-20	BSP	1 1/4	S600F-20G	S600M-20G
1 1/2	40	-24	BSP	1 1/2	S600F-24G	S600M-24G

Pressure Wash Couplers



ST Series Straight Through Brass NPT Female Threads

Material Brass, None Valved, Nitrile Seals



Body Size			Thread		Female	Male
Inch	Din	Dash	Type	Size		
1/8	4	-2	NPT	1/8	STFF-02N	STMF-02N
1/4	6	-4	NPT	1/4	STFF-04N	STMF-04N
3/8	10	-6	NPT	3/8	STFF-06N	STMF-06N
1/2	12	-8	NPT	1/2	STFF-08N	STMF-08N

ST Series Straight Through Brass NPT Male Threads

Material Brass, None Valved, Nitrile Seals



Body Size			Thread		Female	Male
Inch	Din	Dash	Type	Size		
1/8	4	-2	NPT	1/8	STFM-02N	STMM-02N
1/4	6	-4	NPT	1/4	STFM-04N	STMM-04N
3/8	10	-6	NPT	3/8	STFM-06N	STMM-06N
1/2	12	-8	NPT	1/2	STFM-08N	STMM-08N

ST Series Straight Through Brass BSP Female Threads & Steel Nipples

Material Brass, None Valved, Nitrile Seals



Body Size			Thread		Female	Brass Male	Steel Male
Inch	Din	Dash	Type	Size			
1/4	6	-4	BSP	1/4	STFF-04G	STMF-04G	STMF-04SG
3/8	10	-6	BSP	3/8	STFF-06G	STMF-06G	STMF-06SG
1/2	12	-8	BSP	1/2	STFF-08G	STMF-08G	SYMF-08SG
3/4	19	-12	BSP	3/4	STFF-12G	STMF-12G	

Pressure Wash Couplers



ST Series Straight Through Brass BSPT Male Threads

Material Brass, None Valved, Nitril Seals



Body Size			Thread		Female	Male
Inch	Din	Dash	Type	Size		
1/4	6	-4	BSPT	1/4	STFM-04K	STMM-04K
3/8	10	-6	BSPT	3/8	STFM-06K	STMM-06K
1/2	12	-8	BSPT	1/2	STFM-08K	STMM-08K

Pressure Wash Couplers Stainless Steel

ST Series Straight Through SS NPT Female Threads

Material Stainless Steel, None Valved, Viton Seals



Body Size			Thread		Female	Male
Inch	Din	Dash	Type	Size		
1/4	6	-4	NPT	1/4	STFF-04NSS	STMF-04NSS
3/8	10	-6	NPT	3/8	STFF-06NSS	STMF-06NSS

ST Series Straight Through SS BSP Female Threads

Material Stainless Steel, None Valved, Viton Seals



Body Size			Thread		Female	Male
Inch	Din	Dash	Type	Size		
1/4	6	-4	BSP	1/4	STFF-04GSS	STMF-04GSS
3/8	10	-6	BSP	3/8	STFF-06GSS	STMF-06GSS
1/2	12	-8	BSP	1/2	STFF-08GSS	STMF-08GSS

CR Series Straight Through Water Blaster Coupler "15,000 PSI WP"

Material 316 Stainless Steel, None Valved, Nitrile Seals



Body Size			Thread		Female	Male
Inch	Din	Dash	Type	Size		
1/2	12	-8	NPT	1/2	CRF-08NSS	CRM-08NSS

Diagnostic Couplers



PD Series Diagnostic Couplers " Cat, John Deer, Case"


Material Steel, Flat Face Valves, Nitrile Seals



Body Size			Thread			
Inch	Din	Dash	Type	Size	Female	Male
1/4	6	-4	NPT	1/8	PDF-02FN	PDM-02FN
1/4	6	-4	NPT	1/4	PDF-04FN	PDM-04FN
1/4	6	-4	BSP	1/4	PDF-04FG	
1/4	6	-4	T20	M16*2	PDF-T20	
1/4	6	-4	NPT	1/4		PDM-04MN
1/4	6	-4	UNO	7/16		PDM-07MU
1/4	6	-4	UNO	9/16		PDM-09MU
1/4	6	-4	METRIC	M14*1.5		PDM-M14M

KD Series Diagnostic Couplers " Komatsu, Hitachi"

Material Steel, Flat face Valves, Nitrile Seals

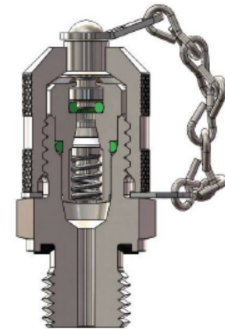


Body Size			Thread			
Inch	Din	Dash	Type	Size	Female	Male
1/4	6	-4	BSP	1/4	KDF-04G	KDM-04FG
1/4	6	-4	BSP	1/4	KDF-T20	
1/4	6	-4	METRIC	M14*1.5		KDM-M14M

Test 20 Series

Material Steel, Poppet Valves, Nitrile Seals

Body Size	Thread		
	Type	Size	Part #
Test 20 M16*2	BSP	1/8	T20-1/8GED
	BSP	1/4	T20-1/4GED
	BSP	3/8	T20-3/8GED
	BSPT	1/8	T20-1/8K
	BSPT	1/4	T20-1/4K
	NPT	1/4	T20-1/4N
	UNO	7/16	T20-7/16U
	UNO	9/16	T20-9/16U
	METRIC	M10*1	T20-M10*1
	METRIC	M10*1.25	T20-M10*1.25
	METRIC	M12*1.5	T20-M12*1.5



Test 20 Series 316 Stainless Steel

BSP	1/4	T20-1/4GEDSS
-----	-----	--------------

Diagnostics



63mm Pressure Gauges Bottom & Rear Entry BSPP

Pressure Gauges 63mm Glycerine Filled (EN837.1)

Connection	Pressure		Bottom Entry	Part #
	Bar	PSI		
1/4 BSP	-1 to +3	40	G63B-G1/4B03	
1/4 BSP	10	150	G63B-G1/4B10	
1/4 BSP	16	240	G63B-G1/4B16	
1/4 BSP	25	370	G63B-G1/4B25	
1/4 BSP	40	600	G63B-G1/4B40	
1/4 BSP	60	900	G63B-G1/4B60	
1/4 BSP	100	1500	G63B-G1/4B100	
1/4 BSP	250	3700	G63B-G1/4B250	
1/4 BSP	400	6000	G63B-G1/4B400	
1/4 BSP	600	8700	G63B-G1/4B600	
1/4 BSP	700	10000	G63B-G1/4B700	



Pressure Gauges 63mm Glycerine Filled (EN837.1)

Connection	Pressure		Rear Entry	Part #
	Bar	PSI		
1/4 BSP	10	150	G63R-G1/4B10	
1/4 BSP	16	240	G63R-G1/4B16	
1/4 BSP	25	370	G63R-G1/4B25	
1/4 BSP	40	600	G63R-G1/4B40	
1/4 BSP	60	900	G63R-G1/4B60	
1/4 BSP	100	1500	G63R-G1/4B100	
1/4 BSP	250	3700	G63R-G1/4B250	
1/4 BSP	400	6000	G63R-G1/4B400	
1/4 BSP	600	8700	G63R-G1/4B600	
1/4 BSP	700	10000	G63R-G1/4B700	



Pressure Gauges 63mm Boot for Protection

Size	Part #
63mm	G63Boot



Rear Entry Gauges 63mm Mounting Bracket

Size	Part #
63mm	G63R-BKT



Diagnostics



63mm Pressure Gauges Bottom Entry Tapered Thread BSPT

Pressure Gauges 63mm Glycerine Filled (EN837.1)

Connection	Pressure		Bottom Entry	Part #
	Bar	PSI		
1/4 BSPT	10	150		G63B-K1/4B10
1/4 BSPT	16	240		G63B-K1/4B16
1/4 BSPT	25	370		G63B-K1/4B25
1/4 BSPT	40	600		G63B-K1/4B40
1/4 BSPT	60	900		G63B-K1/4B60
1/4 BSPT	100	1500		G63B-K1/4B100
1/4 BSPT	250	3700		G63B-K1/4B250
1/4 BSPT	400	6000		G63B-K1/4B400



Test Hoses 630 Bar-1/4 BSP Gauge X T20 M16*2 Female

Gauge	Threads		Part #	Length
	T20			
1/4 BSP	M16*2		THG1/4-T2015	1.5MTS
1/4 BSP	M16*2		THG1/4-T2020	2MTS
1/4 BSP	M16*2		THG1/4-T2040	4MTS



Pressure Gauge Adaptor 1/4 BSP & T20 *2

Gauge	Threads		Part #	
	Adaptor			
1/4 BSP	M16*2		GA1/4G-T20F	1
1/4 BSP	1/4 BSP		SGA-04G	2
1/4 BSP	M16*2 Male		GA1/4G-T20M	3

1



1/4 BSP Gauge to M16*2 Female

2



1/4 BSP Gauge to 1/4 BSP Male

3



1/4 BSP Gauge to M16*2 Male BH

Joiner M16*2 Male X M16*2 Male

Threads		Part #
T20	T20	
M16*2	M16*2	M16XM16



Hydraulic Test Kits



TK11-3-3



TK6-3-3



TKD11-2-2



Description	TK11-3-3	TK6-3-3	TKD11-2-2
63mm Gauges 250 Bar	1	1	
63mm Gauges 400 Bar	1	1	
63mm Gauges 600 Bar	1	1	
Digital Gauge 100 Bar			1
Digital Gauge 600 Bar			1
Test Hose Assemblies 1.5Mts	3	3	2
Test Coupling 1/8 BSPP	1		1
Test Coupling 1/4 BSPP	1	1	1
Test Coupling 1/4 BSPT		1	
Test Coupling 3/8 BSPP	1		1
Test Coupling M10*1	1	1	1
Test Coupling M10*1.25	1		1
Test Coupling M14*1.5	1	1	1
Test Coupling 7/16 UNO	1	1	1
Test Coupling 9/16 UNO	1		1
Test Coupling 1/4 NPT	1	1	1
PD Style - Bobcat, Cat, John Deere, Case	1		1
KD Style - Komatsu, Hitachi	1		1

Accumulator Charging, Filling and Pressure Test Kit

ACX7-3-1



Description ACX7-3-1	
Valve & Hose Assembly	1
63mm Gauges, 100Bar, 250 Bar & 400 Bar	3
Adaptor UNF 7/8	1
Adaptor UNF 5/8	1
Adaptor UNF 5/16	1
Adaptor UNF 1/2	1
Adaptor G1/4	1
Adaptor M14*1.5	1
Adaptor M28*1.5 Attached to main valve	1

Pneumatic Couplers



200 Series Air Couplers Nitto Hi Cupla Interchange
Material Steel, Valve Female Only, Seals Nitrile

Body Size		Thread		Valve	Female
Inch	Type	Size	Size		
1/4	BSPTM	1/4	1/4	YES	200-04SM
1/4	BSPTM	3/8	3/8	YES	200-06SM
1/4	BSPTM	1/2	1/2	YES	200-08SM
1/4	BSPF	1/4	1/4	YES	200-04SF
1/4	BSPF	3/8	3/8	YES	200-06SF
1/4	BSPF	1/2	1/2	YES	200-08SF
1/4	TAIL	7mm	7mm	YES	200-07SH
1/4	TAIL	9mm	9mm	YES	200-09SH
1/4	TAIL	11mm	11mm	YES	200-11SH



Body Size		Thread		Valve	Male
Inch	Type	Size	Size		
1/4	BSPTM	1/4	1/4	NO	201-04PM
1/4	BSPTM	3/8	3/8	NO	201-06PM
1/4	BSPTM	1/2	1/2	NO	201-08PM
1/4	BSPF	1/4	1/4	NO	201-04PF
1/4	BSPF	3/8	3/8	NO	201-06PF
1/4	BSPF	1/2	1/2	NO	201-08PF
1/4	TAIL	7mm	7mm	NO	201-07PH
1/4	TAIL	9mm	9mm	NO	201-09PH
1/4	TAIL	11mm	11mm	NO	201-11PH



200 Series Air Couplers Nitto Hi Cupla Interchange SS
Material Stainless Steel, Valve Female Only, Seals Nitrile

Body Size		Thread		Valve	Female
Inch	Type	Size	Size		
1/4	BSPF	1/4	1/4	YES	200-04SFS
1/4	BSPF	1/4	1/4	NO	201-04PFS



Pneumatic Couplers



21KA Series Mini Air Coupler Rectus 21KA Interchange

Material Brass Nickel Plated, Valve Female Only, Seals Nitrile

Body Size		Thread		Valve	Female
Inch	Type	Size	Size		
1/8	BSPF	1/8	1/8	YES	21KA-02SF
1/4	BSPF	1/4	1/4	YES	21KA-04SF
1/8	BSPTM	1/8	1/8	YES	21KA-02SM
1/4	BSPTM	1/4	1/4	YES	21KA-04SM
Body Size		Thread		Valve	Male
Inch	Type	Size	Size		
1/8	BSPF	1/8	1/8	NO	21KA-02PF
1/4	BSPF	1/4	1/4	NO	21KA-04PF
1/8	BSPTM	1/8	1/8	NO	21KA-02PM
1/4	BSPTM	1/4	1/4	NO	21KA-04PM



300 Series Air Couplers Aro 210, Parker 50 & Rectus 22KA Interchange

Material Steel, Valve Female Only, Seals Nitrile

Body Size		Thread		Valve	Female
Inch	Type	Size	Size		
1/4	BSPTM	1/4	1/4	YES	300SM-04G
1/4	BSPTM	3/8	3/8	YES	300SM-06G
1/4	BSPF	1/4	1/4	YES	300SF-04G
1/4	BSPF	3/8	3/8	YES	300SF-06G
1/4	TAIL	7mm	7mm	YES	300SH-07
1/4	TAIL	9mm	9mm	YES	300SH-09
1/4	TAIL	11mm	11mm	YES	300SH-11



Pneumatic Couplers



300 Series Air Couplers Aro 210, Parker 50 & Rectus 22KA Interchange

Body Size Inch	Thread		Valve	Male
	Type	Size		
1/4	BSPTM	1/4	NO	300PM-04G
1/4	BSPTM	3/8	NO	300PM-06G
1/4	BSPF	1/4	NO	300PF-04G
1/4	BSPF	3/8	NO	300PF-06G
1/4	TAIL	7mm	NO	300PH-07
1/4	TAIL	9mm	NO	300PH-09
1/4	TAIL	11mm	NO	300PH-11



Hydraulic Swivels

SJ Series Swivels Straight & 90 Deg

Material Steel, Seals Nitrile



Body Size	Thread Type	Thread Size	Part #	Part #
			Straight	90 Deg
1/4	BSPP	1/4	SJ10-04	SJ90-04
3/8	BSPP	3/8	SJ10-06	SJ90-06
1/2	BSPP	1/2	SJ10-08	SJ90-08
3/4	BSPP	3/4	SJ10-12	SJ90-12
1"	BSPP	1"	SJ10-16	SJ90-16




Ball Valves

2 Way Ball Valves BSPP Threads & Mounting Holes

Material: Steel Trivalent Plated
 Seal: Nitrile
 Handle: Standard Zinc Alloy - Steel Options Available
 Body: Square with Mounting Holes

Body Size	Thread Type	Size	Part #
1/4	BSPP	1/4	KHB-G1/4
3/8	BSPP	3/8	KHB-G3/8
1/2	BSPP	1/2	KHB-G1/2
1/2	NPT	1/2	KHB-N1/2
3/4	BSPP	3/4	KHB-G3/4
1"	BSPP	1"	KHB-G1
1 1/4	BSPP	1 1/4	KHB-G1-1/4
1 1/2	BSPP	1 1/2	KHB-G1-1/2
2"	BSPP	2"	KHM-G2



2 Way Ball Valves Metric Heavy Threads & Mounting Holes

Material: Steel Trivalent Plated
 Seal: Nitrile
 Handle: Standard Zinc Alloy - Steel Options Available
 Body: Square with Mounting Holes

Body Size	Thread Type	Size	Part #
1/4	DKS	M16*1.5	KHB-08SR
1/4	DKS	M18*1.5	KHB-10SR
3/8	DKS	M20*1.5	KHB-12SR
3/8	DKS	M22*1.5	KHB-14SR
1/2	DKS	M24*1.5	KHB-16SR
1/2	DKS	M30.2	KHB-20SR
3/4	DKS	M36*2	KHB-25SR



3 Way Ball Valves "L" Type BSPP Threads & Mounting Holes

Material: Steel Trivalent Plated
 Seal: Nitrile
 Handle: Standard Zinc Alloy - Steel Options Available
 Body: Square with Mounting Holes

L type

Body Size	Thread Type	Size	Part #
1/4	BSP	1/4	KHB3K-G1/4L
3/8	BSP	3/8	KHB3K-G3/8L
1/2	BSP	1/2	KHB3K-G1/2L
3/4	BSP	3/4	KHB3K-G3/4L
1"	BSP	1"	KHB3K-G1L

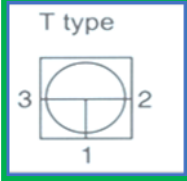


Ball Valves



3 Way Ball Valves "T" Type BSPP Threads & Mounting Holes

Material: Steel Trivalent Plated
 Seal: Nitrile
 Handle: Standard Zinc Alloy - Steel Options Available
 Body: Square with Mounting Holes




Body Size	Thread Type	Size	Part #
1/4	BSP	1/4	KHB3K-G1/4T
3/8	BSP	3/8	KHB3K-G3/8T
1/2	BSP	1/2	KHB3K-G1/2T
3/4	BSP	3/4	KHB3K-G3/4T
1"	BSP	1"	KHB3K-G1T



Flow Control Valves

LG Type Flow Control Valve "No Check" Double Acting

Material: Steel Trivalent Plated
 Seal: Nitrile
 Body: Square

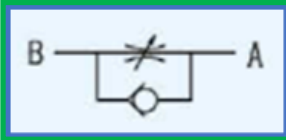


Body Size	Thread Type	Size	Part #
1/4	BSP	1/4	LG8-G1/4
3/8	BSP	3/8	LG10-G3/8
1/2	BSP	1/2	LG12-G1/2
3/4	BSP	3/4	LG16-G3/4
1"	BSP	1"	LG20-G1



LGA Type Flow Control Valve "With Check" Single Acting

Material: Steel Trivalent Plated
 Seal: Nitrile
 Body: Square



Body Size	Thread Type	Size	Part #
1/4	BSP	1/4	LGA8-G1/4
3/8	BSP	3/8	LGA10-G3/8
1/2	BSP	1/2	LGA12-G1/2
3/4	BSP	3/4	LGA16-G3/4
1"	BSP	1"	LGA20-G1



Check Valves



CV Check Valves BSP Threads

Material: Steel Trivalent Plated

Valve: Ball

Body: Hex

Crack Pressure: 0.5 Bar

Body Size	Thread Type	Size	Part #
1/4	BSP	1/4	CV-04G
3/8	BSP	3/8	CV-06G
1/2	BSP	1/2	CV-08G
3/4	BSP	3/4	CV-12G
1"	BSP	1"	CV-16G



Valve Accessories

Straight Handles "Steel"

Suits Valve	Material	Part #
1/4 to 1/2	Steel	05SW09
3/4 to 1"	Steel	05SW14
1 1/4 to 2"	Steel	05SW17



Cranked Handles "Steel"

Suits Valve	Material	Part #
1/4 to 1/2	Steel	06SW09
3/4 to 1"	Steel	06SW14
1 1/4 to 2"	Steel	06SW17
2" KHM Valve	Steel	06SW17



Handle Locking Device "Padlock"

Suits Valve	Material	Part #
1/4 to 1/2	Steel	DS9
3/4 to 1 1/2	Steel	DS14
2"	Steel	DS17



Coupling Protection



S1 Series Dust Caps & Plugs ISO 7241-A Polyurethane

Size		Colour					
		Black	Red	Blue	Green	Yellow	Orange
1/4	Cap	S1DC-04	S1DC-04R	S1DC-04B			
1/4	Plug	S1DP-04	S1DP-04R	S1DP-04B			
3/8	Cap	S1DC-06	S1DC-06R	S1DC-06B	S1DC-06G	S1DC-06Y	
3/8	Plug	S1DP-06	S1DP-06R	S1DP-06B	S1DP-06G	S1DP-06Y	
1/2	Cap	S1DC-08	S1DC-08R	S1DC-08B	S1DC-08G	S1DC-08Y	S1DC-08O
1/2	Plug	S1DP-08	S1DP-08R	S1DP-08B	S1DP-08G	S1DP-08Y	S1DP-08O
3/4	Cap	S1DC-12	S1DC-12R	S1DC-12B	S1DC-12G	S1DC-12Y	
3/4	Plug	S1DP-12	S1DP-12R	S1DP-12B	S1DP-12G	S1DP-12Y	
1"	Cap	S1DC-16	S1DC-16R	S1DC-16B			
1"	Plug	S1DP-16	S1DP-16R	S1DP-16B			



FTC Flip Dust Caps Suits 3CFPV & S5 Series Couplers

Size	Colour					
	Black	Blue	Red	Green	Yellow	Orange
1/2	FTC-08BLK	FTC-08B	FTC-08R	FTC-08G	FTC-08Y	FTC-08O



PK & S4 Series Dust Caps & Plugs ISO 5675 Polyurethane

Size		Colour					
		Black	Red	Blue	Green	Yellow	Orange
1/4	Cap	S4DC-04	S4DC-04R	S4DC-04B			
1/4	Plug	S4DP-04	S4DP-04R	S4DP-04B			
3/8	Cap	S4DC-06	S4DC-06R	S4DC-06B			
3/8	Plug	S4DP-06	S4DP-06R	S4DP-06B			
1/2	Cap	S1DC-08	S1DC-08R	S1DC-08B	S1DC-08G	S1DC-08Y	S1DC-08O
1/2	Plug	S1DP-08	S1DP-08R	S1DP-08B	S1DP-08G	S1DP-08Y	S1DP-08O
3/4	Cap	S4DC-12	S4DC-12R	S4DC-12B	S4DC-12G	S4DC-12Y	
3/4	Plug	S4DP-12	S4DP-12R	S4DP-12B	S4DP-12G	S4DP-12Y	
1"	Cap		S4DC-16R				
1"	Plug		S4DP-16R				



Coupling Protection



S2 Series Caps & Plugs Polyurethane

Size		Colour Red
1/4	Cap	S2DC-04
1/4	Plug	S2DP-04
3/8	Cap	S2DC-06
3/8	Plug	S2DP-06
1/2	Cap	S2DC-08
1/2	Plug	S2DP-08
3/4	Cap	S2DC-12
3/4	Plug	S2DP-12
1"	Cap	S2DC-16
1"	Plug	S2DP-16



FF & FFH Series Caps & Plugs Polyurethane

Size		Colour Red
1/4	Female	FFDC-04F
1/4	Male	FFDC-04M
3/8	Female	FFDC-06F
3/8	Male	FFDC-06M
1/2	Female	FFDC-08F
1/2	Male	FFDC-08M
5/8	Female	FFDC-10F
5/8	Male	FFDC-10M
3/4	Female	FFDC-12F
3/4	Male	FFDC-12M
1"	Female	FFDC-16F
1"	Male	FFDC-16M



S300 Series Caps & Plugs Polyurethane

Size		Colour Red
1/4	Cap	S300DC-04
1/4	Plug	S300DP-04
3/8	Cap	S300DC-06
3/8	Plug	S300DP-06



S300 Series Caps & Plugs Aluminium

Size		
1/4	Cap	S300DC-04A
1/4	Plug	S300DP-04A
3/8	Cap	S300DC-06A
3/8	Plug	S300DP-06A



Coupling Protection



VV Series Caps & Plugs Aluminium

Size	Cap	Plug
1/4	VVDC-04A	VVDP-04A
3/8	VVDC-06A	VVDP-06A
1/2	VVDC-08A	VVDP-08A
3/4	VVDC-12A	VVDP-12A
1"	VVDC-16A	VVDP-16A



VVS Series Caps & Plugs Aluminium

Size	Cap	Plug
1/4	VVSDC-04A	VVSDP-04A
3/8	VVSDC-06A	VVSDP-06A
1/2	VVSDC-08A	VVSDP-08A
3/4	VVSDC-12A	VVSDP-12A
1"	VVSDC-16A	VVSDP-16A
1 1/4	VVSDC-20A	VVSDP-20A
1 1/2	VVSDC-24A	VVSDP-24A



CVV Series Caps & Plugs Aluminium

Size	Cap	Plug
1/2	CVVDC-08A	CVVDP-08A
3/4	CVVDC-12A	CVVDP-12A
1"	CVVDC-16A	CVVDP-16A
1 1/4	CVVDC-20A	CVVDP-20A



CVV Series Caps & Plugs Polyurethane

Size	Cap	Plug
1/2	CVVDC-08P	CVVDP-08P
3/4	CVVDC-12P	CVVDP-12P
1"	CVVDC-16P	CVVDP-16P



S75 Series Caps & Plugs Aluminium

Size	Cap	Plug
1"	S75DC-16	S75DP-16
1 1/4	S75DC-20	S75DP-20
1 1/2	S75DC-24	S75DP-24



Coupling Protection



PBR Series Dust Cap & Plug Polyurethane		
Size	Description	Part #
1"	Cap	PBRDC-16
1"	Plug	PBRDP-16



TM Series Dust Caps & Plugs Polyurethane		
Size	Description	Part #
1/2	Cap	TMDC-08
1/2	Plug	TMDP-08
3/4	Cap	TMDC-12
3/4	Plug	TMDP-12
1"	Cap	TMDC-16
1"	Plug	TMDP-16



S600 Series Dust Caps & Plugs Aluminium		
Size	Description	Part #
1/2	Cap	S600DC-08P
1/2	Plug	S600DP-08P
3/4	Cap	S600DC-12P
3/4	Plug	S600DP-12P
1"	Cap	S600DC-16P
1"	Plug	S600DP-16P



S10 Series Dust Caps & Plugs		
Size	Description	Part #
1/2	Cap	S10DC-08
1/2	Plug	S10DP-08



Coupling Protection



VEP Series Dust Caps & Plugs

Material: Anodised Aluminium		
Size	Description	Part #
1/2	Cap	VEPDC-08
1/2	Plug	VEPDP-08
3/4	Cap	VEPDC-12
3/4	Plug	VEPDP-12
1"	Cap	VEPDC-16
1"	Plug	VEPDP-16
1 1/4	Cap	VEPDC-20
1 1/4	Plug	VEPDP-20
1 1/2	Cap	VEPDC-24
1 1/2	Plug	VEPDP-24



Colour Coded Sleeves

Colour Coded Sleeves - Suits Female Couplers

Part #	Colour	Size	Part #	Size
SLV-08R	Red	1/2	SLV-12R	3/4
SLV-08BLU	Blue	1/2	SLV-12B	3/4
SLV-08G	Green	1/2	SLV-12G	3/4
SLV-08Y	Yellow	1/2	SLV-12Y	3/4
SLV-08BLK	Black	1/2		
SLV-08O	Orange	1/2		
SLV-08GRY	Grey	1/2		



Colour Coded Sleeves for HG-08 Hose Grip

Part #	Colour	Size
HGS-08R	Red	1/2
HGS-08B	Blue	1/2
HGS-08G	Green	1/2
HGS-08Y	Yellow	1/2
HGS-08O	Orange	1/2
HGS-08BLK	Black	1/2
HGS-08GRY	Grey	1/2



Hose Grip



Advantages:

- ◆ The knurling on the handle gives an anti-slip surface when using gloves or greasy hands.
- ◆ Option to colour code for easy identification of hydraulic lines.
- ◆ You can see at a glance where your hose fits.
- ◆ Less wasted time.
- ◆ Prevents hoses being connected incorrectly.
- ◆ Light weight aluminium "200g"
- ◆ Makes life easier for the operator with quick change over of implements.
- ◆ Other male thread options available.



To order with sleeve fitted order part# HG-08*(* colour)

Coloured Sleeves Hose Grip

- ◆ 7 Colour options, Blue, Yellow, Red, Orange, Green, Black & Orange
- ◆ They fit on the raised shoulder and lock into the groove to secure
- ◆ Easy to fit, warm the sleeve in hot water and push onto the



Sleeves to suit female couplers

- ◆ 7 colour options, Red, Blue, Green, Yellow, Orange, Grey & Black
- ◆ Gives full colour identification .
- ◆ Easy to fit.
- ◆ Warm in hot water and push onto sleeve until it hits the lip.



HPR - Hydraulic Pressure Relief Tool

A very common problem when a machine or implement is left unused the hydraulic pressure in the hoses can build up to a point where the quick couplers can't be connected. The wrong way to release the pressure is to hit the poppet in the couplers with a hammer or similar tool. This can damage the coupler to the extent where it has to be replaced. Another dangerous way is to loosen the connection, this can be very dangerous to the person (Oil Injection) and also damages the environment.

The HPR tool can relieve the pressure in seconds and controls the oil release with a few turns of the handle.

Simple to use:

- ◆ Always use eye protection
- ◆ Attach the female or male coupler to the pressurised side.
- ◆ Place a rag over the coupler to catch any oil released.
- ◆ Screw the black knob until it connects to the poppet or ball and release the pressure



HPRMF –08
Male & Female Set



PRM-08
Male Tool



PRF-08
Female Tool

WARNING

These tools are not to be used to relieve full pressure in a hydraulic system. Use the procedure recommended by the machine manufacturer to de-pressurise the system.

Seal Kits



ISO A & 5675

Body	Coupler	Half	Part #
1/4	S1F-04	F	S1F-04SK
3/8	S1F-06	F	S1F-06SK
3/8	PKF-06	F	PKF-06SK
1/2	S1F-08	F	S1F-08SK
3/4	S1F-12	F	S1F-12SK
1"	S1F-16	F	S1F-16SK
3/4	PKF-12	F	PKF-12SK
3/4	NVF-12	F	NVF-12SK

CVV

1/2	CVVF-08	F	CVVF-08SK
3/4	CVVF-12	F	CVVF-12SK
1"	CVVF-16	F	CVVF-16SK

VV

1/2	VVF-08	F	VVF-08SK
3/4	VVF-12	F	VVF-12SK
1"	VVF-16	F	VVF-16SK

VVS

1/2	VVSF-08	F	VVSF-08
3/4	VVSF-12	F	VVSF-12
1"	VVSF-16	F	VVSF-16

PBR

1"	PBRF-16	F	PBR-16SK
----	---------	---	----------

CR

1/2	CRF-08	F	CRF-08SK
-----	--------	---	----------

S10

1/2	S10F-08	F	S10F-08SK
1/2	S10M-08	M	S10M-08SK

TM

3/4	TMF-12	F	TMF-12SK
1"	TMF-16	F	TMF-16SK

S75

1"	S75F-16	F	S75-16SK
1 1/4	S75F-20	F	S75-20SK
1 1/2	S75F-24	F	S75-24SK

VEP

1/2	VEPF-08	F	VEP-08SK
3/4	VEPF-12	F	VEP-12SK
1"	VEPF-16	F	VEP-16SK
1 1/4	VEPF-20	F	VEP-20SK
1 1/2	VEPF-24	F	VEP-24SK

S312

1/2	S312F-14U	F	S312F-SK
-----	-----------	---	----------

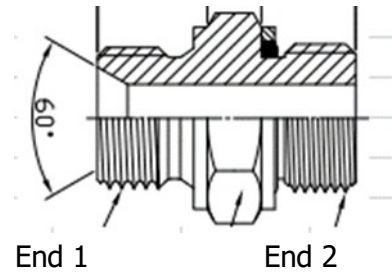
Conversion Adaptors



Metric Male Stud X BSP Male

Metric end comes complete with O-ring seal & retainer

Part #	Thread		Size	
	End 1	End 2	End 1	End 2
A10610614	BSPP	METRIC	3/8	M14*1.5
A10610822	BSPP	METRIC	1/2	M22*1.5
A10610827	BSPP	METRIC	1/2	M27*2
A10611222	BSPP	METRIC	3/4	M22*1.5
A10611227	BSPP	METRIC	3/4	M27*2



Metric Tube to BSP Male Stud ED Seal

Part #	Thread			Size		
	Light	End 1	End 2	Tube	End 1	End 2
A10650816		Metric	BSPP	10mm	M16*1.5	1/2
A10650818		Metric	BSPP	12mm	M18*1.5	1/2
A10650822		Metric	BSPP	15mm	M22*1.5	1/2
A10651226		Metric	BSPP	18mm	M26*1.5	3/4
Heavy						
A10680818		Metric	BSPP	10mm	M18*1.5	1/2
A10680820		Metric	BSPP	12mm	M20*1.5	1/2
A10680822		Metric	BSPP	14mm	M22*1.5	1/2
A10680824		Metric	BSPP	16mm	M24*1.5	1/2



Bulkhead Fittings, BSP, Metric & ORFS

Part #	Thread		Size	
	End 1	End 2	End 1	End 2
A10250606	BSP	BSP	3/8	3/8
A10250806	BSP	BSP	1/2	3/8
A10250808	BSP	BSP	1/2	1/2
A10650818BH	BSP	Metric	1/2	M18*1.5
A10650822BH	BSP	Metric	1/2	M22*1.5
A10880813BH	BSP	ORFS	1/2	13/16
A10880816BH	BSP	ORFS	1/2	1"
A10510812	BSP	JIC	1/2	3/4
A10510814	BSP	JIC	1/2	7/8



Bonded Seals, Self Centring

Imperial		Metric	
Part #	Size	Part #	Size
ZS0102	1/8	ZS0608	8mm
ZS0104	1/4	ZS0610	10mm
ZS0106	3/8	ZS0612	12mm
ZS0108	1/2	ZS0614	14mm
ZS0112	3/4	ZS0616	16mm
ZS0116	1"	ZS0618	18mm
		ZS0620	20mm
		ZS0622	22mm
		ZS0624	24mm



Pressure & Flow Information



Pressure Ratings S2 Series Couplers PSI

Size	Low cycle non-pulsing				Size	Normal use			
	Steel	304 SS	316 SS	Brass		Steel	304 SS	316 SS	Brass
1/8	5000	5000	5000	3045	1/8	5000	2030	2030	1015
1/4	5000	5000	5000	3700	1/4	5000	2030	2030	1015
3/8	4060	5000	5000	2610	3/8	4000	1522	1522	1015
1/2	4060	5000	5000	2610	1/2	4000	1522	1522	1015
3/4	2537	3000	3000	2200	3/4	2500	1522	1522	1015
1"	2030	3000	3000	1500	1"	2000	1015	1015	1015

Quick Coupler Pressure Ratings

Size	Series (PSI)												
	S1	PK	S4	S5	FF	VV	VVS	CVV	S300	ST	S600	VEP	S75
1/8										2500			
1/4	5000	5000	5000		5000	5075	10000	5000	10000	5200	15950		
3/8	4000	4000	4000		5000	4350	10000	5000	10000	2700	10000		
1/2	4000	4000	4000	4000	5000	3625	10000	5000		2200	10000	7000	
5/8					5000								
3/4	3000	3000	3000		5000	3625	10000	4500		1700	9400	7000	
1"	3000	3000	3000		5000	3200	7500	4500			9400	6000	5000
1 1/4	3000				3000		6500				9400	5000	5000
1 1/2	2000				3000		5000				4300	5000	5000
2"	2000				3000		5000				4300		

Note: ST series are BRASS & Stainless Steel

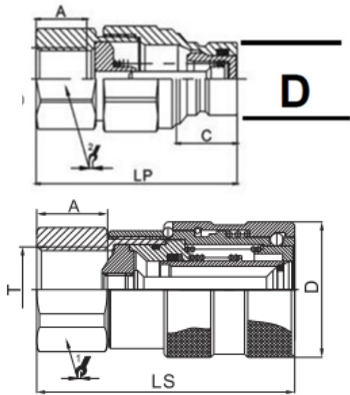
Quick Coupling Flow Rates

Size	Series (LPM)												
	S1	PK/S4	S2	S5	FF	VV	VVS	CVV	S300	ST	S600	VEP	S75
1/8			4							11			
1/4	11	11	11		12	18	8	13	15	23	11		
3/8	23	23	23		23	30	18	25	20	45	22		
1/2	45	45	45	45	45	65	40	65		106	45	70	
5/8					74								
3/4	106	105	105		105	100	55	100		189	105	120	
1"	189	189	189		189	140	100	205			118	200	230
1 1/4	288				250		140	450			140	350	320
1 1/2	379				379		300	450			200	420	330
2"	760						1000				355	750	

Size, Type & Dimension Check



Flat Face Size & Dimension Check ISO 16028



Size	C (mm)	Male	Female
		D (mm)	D (mm)
1/4	15.20	16.10	28
3/8	19.50	19.70	32
1/2	21.60	24.50	38
5/8	21.60	27.00	42
3/4	29.00	30.00	48
1	34.00	36.00	56

ISO A & 5675 Dimension Check


Hydraulic Connect			Faster	
S1	S4	PK	NS	NV
11.80	14.20	14.20	14.20	14.20
17.30	19.00	19.00	19.00	19.00
20.50	20.50	20.50	20.50	20.50
29.00	26.90	26.90	28.00	28.00
34.30	31.30	31.30	31.30	31.30

Check dimension "d" in mm




Screw Connect Couplers Identification

Male



Female





Sparex Interchange

Sparex Part #	Interchange
S.10830	S10DC-08
S.112681	FFF-04G
S.112682	FFM-04G
S.112683	FFF-0608G
S.112684	FFM-0608G
S.112685	FFM-0618BH
S.112686	FFF-0622GM
S.112687	FFF-06G
S.112688	FFM-06G
S.112689	FFF-0618BH
S.112690	FFF-0622BH
S.112691	FFF-08G
S.112692	FFM-08G
S.112693	FFF-0812G
S.112694	FFM-0812G
S.112695	FFF-12G
S.112696	FFM-12G
S.112743	PKF-06G
S.112744	PKM-06G
S.112749	FTC-08BLU
S.112750	FTC-08Y
S.112753	FTC-08R
S.11306	S1F-06SK
S.12065	S10F-08G
S.129788	FFM-0817U
S.129789	FFF-0817U
S.13235	VVF-08G
S.13236	VVM-08G
S.14088	S10M-08M18
S.165783	FFM-16G
S.166036	3CFHF-22M
S.166038	3CFHF-08FN
S.166045	3CFHF-06BH
S.166050	4SRHF-22M
S.166051	4SRHF-22M
S.166052	4SRHF-15LBH
S.18102	S1F-16SK
S.18103	S1F-12SK
S.20240	FFF-08G
S.20241	FFM-08G
S.21242	S5F-14U
S.21243	S1M-08G
S.24827	FFM-0608G
S.24829	FFF-0608G

Sparex Part #	Interchange
S.24830	FFM-08G
S.24831	FFF-08G
S.24832	FFM-0812G
S.24833	FFF-0812G
S.2695	PKM-04G
S.2696	PKF-04G
S.28312	S10F-08M18
S.2957	S1M-06G
S.2958	S1F-06G
S.2961	S1F-08G
S.30210	S5M-12LM
S.30211	S5M-15LM
S.30212	S5F-12LM
S.30213	S5F-15LM
S.30214	S5F-12LBH
S.30215	S5F-15LBH
S.3049	3CFPV-22M
S.32041	3CFPV-22M
S.32045	3CFPV-15LBH
S.4349	S5F-08G
S.4371	S1M-08G
S.4837	S5M-08FM22
S.4838	S5F-08FM22
S.50007	S4M-08G
S.50008	S4F-08G
S.51914	FTC-08R
S.51915	FTC-08BLU
S.51916	FTC-08G
S.5643	S1F-08G
S.5747	S1F-08SK
S.7635	FFM-0812G
S.7636	FFF-0812G
S.7998	S10M-08G
S.8022	FFM-06G
S.8023	FFF-06G
S.8032	FFM-0608G
S.8033	FFF-0608G
S.8033	FFF-0608G
S.8078	S5F-08GM
S.8628	S1M-12G
S.8629	S1F-12G
S.8630	S1M-16G
S.8631	S1F-16G
S.8904	S1M-12U
S.8905	S5F-12U

Vapormatic & Bareco Interchange



Vapormatic Part #	Interchange
VFL1012	S1F-08G
VFL1013	S1M-08G
VFL1022	S1F-06G
VFL1023	S1M-06G
VFL1042	S1F-12G
VFL1043	S1M-12G
VFL1052	S1F-16G
VFL1053	S1M-16G
VFL1062	S1F-04G
VFL1063	S1M-04G
VFL1070	FFM-0817U
VFL-1071	VVF-08G
VFL-1072	VVM-08G
VFL1122	S5F-08G
VFL1132	S5F-12U
VFL1133	S1M-12U
VFL1162	S5F-14U
VFL1222	S10F-08G
VFL1412	S5F-12LF
VFL1901	S1M-08GM
VFL1933	S5M-08MF22
VFL2200	FFF-08G
VFL2201	FFM-08G
VFL2202	FFF-1216G
VFL2203	FFF-1012G
VFL2204	FFM-1216G
VFL2205	FFM1012G
VFL2206	FFF-0812G
VFL2207	FFM-0812G
VFL2212	FFF-06G
VFL2213	FFM-06G
VFL2222	FFF-0608G
VFL2223	FFM-0608G
VFL3002	3CFPV-22M
VFL3010	S5F-12U
VFL3020	S10M-12S
VFL3021	S10M-10L
VFL3022	S10F-12L
VFL3030	3CFPV-22M
VFL6001	S1F-06SK
VFL6003	S1F-08SK
VPO510007	5DCPV-08

Bareco Part #	Interchange
BP4050-4	S4M-08G
BP8010-29	S4M-08G
BP8010-29P	S1M-08G
BP4050-2	S4F-04G
BP4050-3	S4F-06G
BP4150-5	S4F-12G
BP4050-6P	S4F-16G
BP4050-15	S4F-12U
BP4050-16	S4F-14U
BP4010-2	PKM-04G
BP4010-3	PKM-06G
BP4110-5	S4M-12G
BP4010-6P	PKM-16G
BP8010-15	S4M-12U
BP8010-16	S4M-14U
BP4050-4	S4F-08G
BP4050-29	S1F-08G
BP4250-4	S5F-08N
BP8250-4C	S1YF-08G



As part of the Volz Group we service a wide range of industry across New Zealand. Renowned for quality, high performance products, we stock a wide range of 316T stainless steel tube fittings, hose fittings, adaptors and Din 2353 carbon steel tube fittings.



We have full traceability of all the Volz stainless steel products

Extensive range of stainless steel hose fittings, ferrules and adaptors. Hose fittings are compatible with most makes of hose.

Certified by Lloyds, DNV, TUV and



Extensive range of Din 2353 tube fittings in 316T stainless steel & carbon steel.

Carbon steel Zinc– Nickel plated for superior corrosion resistance.

The Volz Advantage

- All major 3rd party accreditations
- Large range available from stock
- 3.1 documentation - 100% traceability (Subject to charge)
- 1.4571 - (316TI) Top quality stainless steel for optimum performance



Carry Crimpers:

- CM16 - Crimp up to 1" 2 wire or 3/4 spiral, only weighs 20Kg
- CM18 - Crimp up to 1" 2 wire & 4 wire spiral only weighs 24Kg

Power Packs:

The Carry Crimpers are normally supplied with either an Enerpac hand pump or air hydraulic pump.



Mobile Crimpers 12V or 24V:

- CM20M - Crimps up to 1 1/2 2 wire & 1 1/4 4 wire spiral.
- CM32M - Crimps up to 2" 2 wire & 4 wire spiral



Workshop Crimpers:

- CM20S - Crimps up to 1 1/2 2 wire & 4 wire spiral, available with manual calibration or digital.
- CM32D - Crimps up to 2" 2 wire and 4 wire spiral, available with manual calibration or digital

All machine packages come complete with a full set of dies, quick change tool, die rack and stand (were applicable) and a 24 month return to base warranty.

Hydrauli onnect



New Zealand

Email: sales@hydconnect.com - Phone: 021 161 0867

www.hydconnect.com

Australia

Email: sales@hydconnect.com.au - Phone: 0439 178 880

www.hydconnect.com

