

# S600 Series Screw Together Couplers



## Introduction

The S600 series coupling is thread to connect and of rugged construction. It can deal with severe hydraulic applications such as ram loads, hydraulic shocks and severe pulsating pressures.

## Construction

- ◆ Carbon steel with trivalent plating
- ◆ Standard seals are Nitrile
- ◆ Poppet valves

## Features

- ◆ Poppet valves prevent leakage when uncoupled
- ◆ New valve design helps resist damage from high flow and impulse pressures
- ◆ A proven design guarantees reliability
- ◆ Socket and plug machined from solid bar stock
- ◆ Can be connected under residual pressure

## Specification

- ◆ Operating temperature with standard NBR seals -20°C (-20°F) to 120°C (248°F)


## Applications

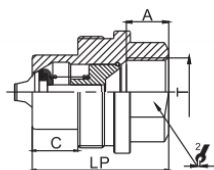
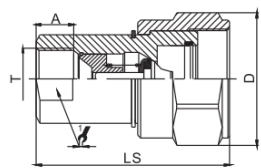
- ◆ Agriculture
- ◆ Mobile equipment
- ◆ Construction equipment


## Accessories

- ◆ Dust caps and plugs available in aluminium

Size	1/4	3/8	1/2	3/4	1"	1 1/4	1 1/2
MWP (PSI)	10,000	10,000	10,000	8500	6000	6000	4350
Flow (LPM)	11.5	22	45	105	118	140	208

Part #	LS	D		A	T
S600F-04G	58.9	32	19	13	G1/4
S600F-06G	66.5	36	22	16	G3/8
S600F-08G	76.5	41	27	18	G1/2
S600F-12G	89.5	50	35	20.5	G3/4
S600F-16G	105.5	65	41	20.5	G1
S600F-20G	145	89	55	35	G1 1/4
S600F-24G	173	100	63	46	G1 1/2



Part #	LP	C		A	T
S600M-04G	36	12.5	19	13	G1/4
S600M-06G	40.5	16	22	16	G3/8
S600M-08G	49	17	27	18	G1/2
S600M-12G	56	19	35	20.5	G3/4
S600M-16G	66	22	41	20.5	G1
S600M-20G	97	32	55	37	G1 1/4
S600M-24G	109	45	63	37	G1 1/2